








Domestic Violence in Buncombe County

 Child Protective Services investigations involving domestic violence (400 cases)

 911 calls involving domestic violence (7,230 calls)





Incorporated Areas

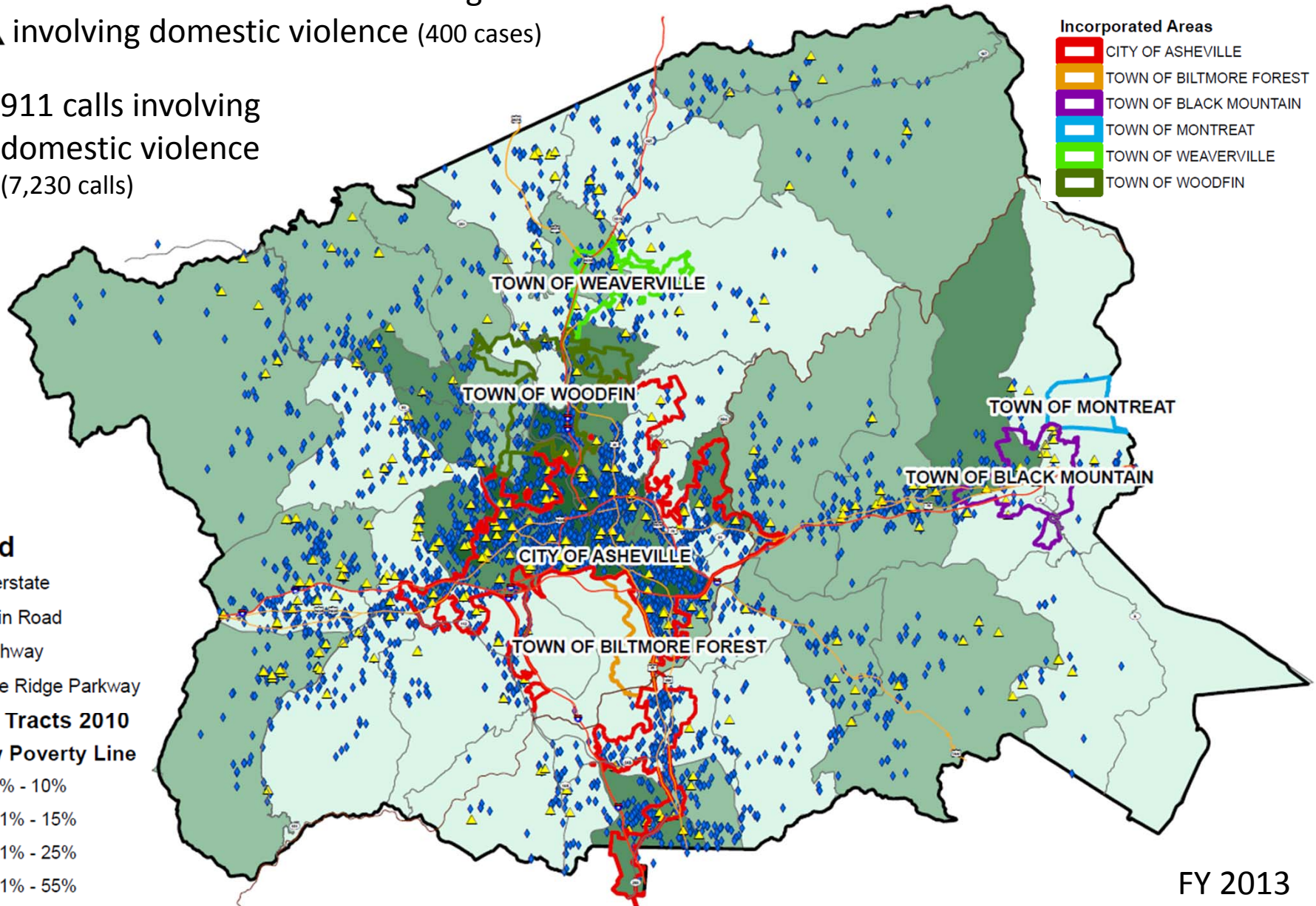
-  CITY OF ASHEVILLE
-  TOWN OF BILTMORE FOREST
-  TOWN OF BLACK MOUNTAIN
-  TOWN OF MONTREAT
-  TOWN OF WEAVERVILLE
-  TOWN OF WOODFIN

Legend

-  Interstate
-  Main Road
-  Highway
-  Blue Ridge Parkway

Census Tracts 2010 % Below Poverty Line

-  2.3% - 10%
-  10.1% - 15%
-  15.1% - 25%
-  25.1% - 55%



FY 2013

Buncombe County Comprehensive Plan on Domestic Violence

“eNOugh” Campaign

Increasing public awareness

Based on work by NC Council for Women & NC Domestic Violence Commission

Focused Deterrence

Prevention strategies for previous offenders

Based on work in High Point, NC

Cross System Dialogue

Improving communication

Based on work by National Council of Family and Juvenile Court Judges



Safe communities, free from domestic violence

High Risk Team

Offender & victim interventions

Based on work in Greater Newburyport, Massachusetts

Electronic Monitoring

Tracking offenders for victim safety

Based on work in Pitt County, NC

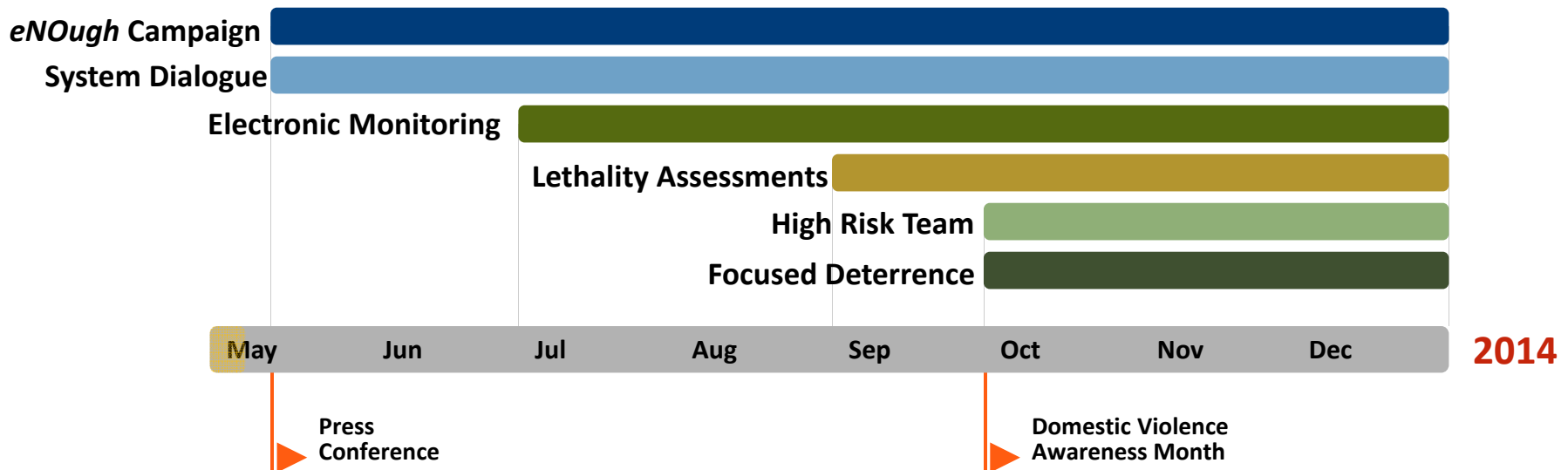
Lethality Assessments

Evaluating danger to victims

Based on work by Dr. Jacquelyn Campbell, John Hopkins University and Maryland Domestic Violence Network

Buncombe County Comprehensive Plan on Domestic Violence

Timeline for Launch



Buncombe County Domestic Violence Statistics

Compiled April 2014 by Buncombe County Health and Human Services

- **There were 8 domestic violence related deaths in Buncombe County in 2013.**¹
 - 5 domestic violence deaths by intimate partner
 - 3rd highest of any county in the state
 - Increase of 186% over the average 2.8 per year from 2008 to 2012
- **Law enforcement responded to 7,230 calls related to domestic violence incidents in FY 2013.**²
- **Helpmate, the local domestic violence nonprofit agency, served 1,848 clients in FY2013, including court advocacy for 1,230 clients filing Domestic Violence Protective Orders**³
 - Increase of 13% over FY2012⁴
 - 1,237 clients received advocacy in civil and criminal court
 - 96 women and 64 children stayed in the emergency shelter
 - 680 counseling appointments provided
 - 135 clients attended support groups
- **Since July 2013, Pisgah Legal Services has handled 882 legal cases to prevent domestic violence.**⁵

¹ North Carolina Department of Justice Report on Domestic Violence Related Homicides Occurring in 2013

² Computer Automated Dispatch System (CADS) for Buncombe County & City of Asheville

³ Helpmate Fiscal Year Statistics for July 1, 2012 - June 30, 2013 & Helpmate Court Advocacy Outcomes

⁴ North Carolina Council for Women county statistics

⁵ Pisgah Legal Services March 2014 report to Buncombe County Service Foundation